






BS2037 CLASS 1 'APEX INDUSTRIAL DELUXE' 3 SECTION EXTENSION LADDERS (DIL25TX-DIL40TX)

A range of three section heavy duty Industrial BS2037 Class 1 extension ladders. Our **Deluxe** range of Drabest **"APEX Industrial"** Ladders include sturdy articulated feet and wheels making them one of the safest ladders on the market for operating at height. Large offset D rungs provide maximum comfort and safety whilst working at height.



	DILT-	-25	-30	-35	-40
	Number of rungs	9	11	13	15
	Ladder height, m	5.5	7.1	8.6	10.1
	Working height, m	6.7	8.4	9.9	11.4
	Ladder length, m	2.5	3.0	3.5	4.0
	Weight, kg	28.0	33.0	35.0	44.0



KEY POINTS

- Sturdy Box section side stiles for extra strength and rigidity.
- 40mm flat top Large 'D' section rungs set at the best angle for increased working comfort.
- Safety Catches fitted for extra security.
- BS2037 Class 1 Industrial Rated 130kg max load.
- **Articulated non slip feet and wall running wheels included.**