






BS2037 CLASS 1 'APEX INDUSTRIAL' 2 SECTION EXTENSION LADDERS (DIL25D-DIL50D)

A range of two section heavy duty Industrial BS2037 Class 1 extension ladders. Our range of Drabest "APEX Industrial" Ladders are one of the safest ladders on the market for operating at height. Large offset D rungs provide maximum comfort and safety whilst working at height.

	DILD-	-25	-30	-35	-40	-45	-50
	Number of rungs	9	11	13	15	17	19
	Ladder height, m	4.0	5.0	6.0	7.1	8.1	9.1
	Working height, m	5.3	6.3	7.3	8.4	9.4	10.4
	Ladder length, m	2.5	3.0	3.5	4.0	4.5	5.0
	Weight, kg	11.0	14.0	17.0	25.0	28.0	30.0



KEY POINTS

- Sturdy Box section side stiles for extra strength and rigidity.
- 40mm flat top Large 'D' section rungs set at the best angle for increased working comfort.
- Non-slip rubber feet for additional safety.
- Safety Catches fitted for extra security.
- BS2037 Class 1 Industrial Rated 130kg max load.
- **PLEASE NOTE: ARTICULATED FEET AND WHEELS NOT INCLUDED ON STANDARD VERSION.**

DRABEST UK